


Build A Bulletproof 727

Dynamic Racing Transmission's Recipe For An Indestructible 727!

So you say you're tired of dropping the hammer on your mega-horsepowered Mopar and listening to the sound of a sickening clang-chunk in your TorqueFlite? A sound which more often than not results in you sitting still while white smoke exits from under your car? We've been there.

Few can argue that the 727 TorqueFlite is an outstanding transmission and is more than capable of handling any stock amount of power you can throw at it. We, however, are seeing an increasing amount of massive transmission failures. This is being brought on by the growing trend to tweak those big blocks and small blocks for all the power one can get without blowing the heads off. The era of the show car Mopar is still alive and well, but more and more enthusiasts are building their cars for speed as well as show tro-



phies. And with this movement comes an increasing number of TorqueFlite meltdowns.


It's only human nature for us to spend thousands of dollars on an engine, thinking of all the horsepower we're going to get, then attempt to move the power back through a relatively stock transmission with a stall converter. This may work for a short time, but if you're making significantly more power than a stock engine, it's only a matter of time before your TorqueFlite explodes.

That being the case, this month we thought it a good idea to consult with the experts at Dynamic Racing Transmissions, and get a "recipe" for a darn near indestructible 727. The recipe they gave us is their tried and proven setup used on hardcore Mopar racers from coast to coast on machines making upwards of 800 horsepower.

Dynamic tells us the key to building a bulletproof 727 is to rollerize everything you can. The factory didn't use roller bearings in TorqueFlites, but by adding these, you will greatly reduce friction, heat, and allow parts

to move faster and smoother.


What we have assembled here is not necessarily a "how to", but a "what it takes" article. Let's face it, very few of us rebuild our own transmissions. That's a job best left to an experienced professional. Unfortunately, most transmission mechanics are not familiar with the latest internals required to keep you from leaving your tranny behind on the starting line. The following is meant to be a guide for what to look for and insist upon the next time your tranny is rebuilt. *




Here's where things are going to vary depending on how you use your TorqueFlite. The photo shows the drum with the clutches installed having clearance checked. The clutches you use will depend on how much abuse you intend to dish out. You can install either heavy duty pieces or Kolene heat treated steels for extreme performance.

Ever seen a transmission dyno? Dynamic puts each transmission they build on the dyno, shifts it through all gears, and checks pressure at each shift. Brake application is also tested and the transmission is checked for internal and external leaks. No guesswork here, customers are assured of a perfect piece.


The Basic Roller Kit



These are the basic ingredients Dynamic recommends for hi-po street cars; a rollerized shaft support, a polished shaft shell, a rollerized front planetary, an aluminum rear drum, Kevlar bands, and a rollerized rear planetary. With the installation of these items, your tranny will be nearly indestructible up to about 900 horsepower.



Take a look at the special aluminum direct drum Dynamic recommends. This piece has an anodized coating for better wear characteristics. At left is the empty drum and at right is the finished piece with all guts installed.



A major important item for a bulletproof 727 - Teflon sealing rings. This shot shows a Teflon pump sealing ring which has been "scarf cut" by Dynamic. These simple angle cut rings seal completely and instantly, doing away with a "break-in" period, they never wear out, and will not wear grooves where they ride in the drum. These are must have items that are included with all Dynamic kits.